

Contribution from the Departments of Chemistry, Princeton University, Princeton, New Jersey, and Texas A&M University, College Station, Texas 77843

Structure and Bonding in Octaisopropoxydimolybdenum(IV)

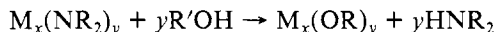
M. H. CHISHOLM,*^{1a} F. A. COTTON,*^{1b} M. W. EXTINE,^{1b} and W. W. REICHERT^{1a}

Received May 18, 1978

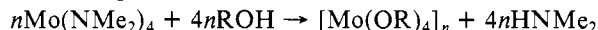
The title compound was prepared by the action of 2-propanol on tetrakis(dimethylamido)molybdenum(IV). X-ray crystallography has shown that it is a dinuclear (*i*-PrO)₃Mo(*μ*-*i*-PrO)₂Mo(O-*i*-Pr)₃ molecule which has a rigorous crystallographic center of inversion and approximate C_{2h} symmetry. The bridges are unsymmetrical with Mo-O distances of 1.958 (3) and 2.111 (3) Å. The configuration of oxygen atoms about each metal atom is a slightly distorted trigonal bipyramid. The Mo-Mo distance, 2.523 (1) Å, is consistent with the existence of a double bond between the metal atoms. The crystallographic parameters are as follows: space group P2₁/n, *a* = 9.902 (2) Å, *b* = 17.867 (3) Å, *c* = 9.725 (2) Å, β = 102.89 (1)°, *V* = 1677.2 (9) Å³, *Z* = 2. The structure was refined employing anisotropic thermal parameters for all atoms except hydrogen atoms, which were omitted altogether, to *R*₁ = 0.040 and *R*₂ = 0.068. The question of whether the Mo-Mo bond is in fact a double bond is discussed, and it is shown that from the distance alone it is not possible to decide conclusively between a double bond or a single bond accompanied by coupling of one pair of electrons through the bridge system. The possibility of there being an unusual type of double bond consisting of a π and a δ component is outlined.

Introduction

It is well established^{2,3} that (dialkylamido)metal compounds react readily with alcohols according to the general equation



It is also well-known^{2,3} that metal alkoxides tend to be oligomers as a result of OR groups serving as bridges. On the basis of this background, it was therefore to be expected that the following reaction



employing the well-characterized Mo(NMe₂)₄⁴ as starting material, would proceed. It has recently been shown⁵ that it does, and in the case of R = CHMe₂ the value of *n* was indicated to be 2. Since the compound Mo₂(O-*i*-Pr)₈ is also diamagnetic, it was clearly of interest to investigate its structure to determine if the diamagnetism can be attributed to the existence of a metal-metal bond. We report here such an investigation.

Experimental Section

The compound was prepared as described elsewhere.⁵ All manipulations of the compound were performed in an inert atmosphere.

A crystal measuring approximately 0.4 × 0.4 × 0.6 mm was wedged in a thin-walled glass capillary under N₂ and mounted with its longest dimension nearly coincident with the φ axis. ω scans of several intense low-angle reflections had peak widths at half-height of ca. 0.2°. Cell constants and axial photographs showed that the crystal belonged to the monoclinic system with *a* = 9.902 (2) Å, *b* = 17.867 (3) Å, *c* = 9.725 (2) Å, β = 102.89 (1)°, and *V* = 1677.2 (9) Å³. The volume is consistent with that expected for *Z* = 2.

Data were collected⁶ at 23 °C using a Syntex P1 autodiffractometer and Mo Kα (λ 0.710 730 Å) radiation monochromatized with a graphite crystal in the incident beam. Symmetrical θ-2θ scans ranging from 1.0° above Kα₁ to 1.0° below Kα₂, variable scan speeds ranging from 4.0 to 24.0°/min, and a background to scan time ratio of 0.5 were employed. The intensities of three standard reflections were monitored frequently throughout data collection and showed an average overall decrease of 11%. A total of 2269 data having 0° < 2θ(Mo Kα) < 45° were collected. The data were reduced to a set of relative |*F*_o|² values and corrected for crystal decay. An absorption correction was not deemed necessary (μ = 8 cm⁻¹). The 1826 unique data having |*F*_o|² > 3σ|*F*_o|² were used to solve and refine the structure.

Systematic absences observed during data collection uniquely determined the space group to be P2₁/n, a nonstandard setting of P2₁/c (No. 14). The structure was solved⁶ using standard heavy-atom techniques and refined to convergence using anisotropic thermal parameters for the 17 nonhydrogen atoms. Final residuals were

$$R_1 = \sum ||F_o| - |F_c|| / \sum |F_o| = 0.040$$

$$R_2 = [\sum w(|F_o| - |F_c|)^2 / \sum w|F_o|^2]^{1/2} = 0.068$$

The esd of an observation of unit weight was 1.66. A value of 0.07 was used for *p* in the calculation of the weights.⁶ A final difference

Fourier map revealed no chemically significant peaks. A table of observed and calculated structure factors is available as supplementary material.

Results and Discussion

Description of the Structure. The compound crystallizes in the monoclinic space group P2₁/n, with two molecules in the unit cell. The molecules therefore reside on inversion centers. Table I lists the atomic positional and thermal parameters.

The Mo₂O₈ portion of the molecule has essentially C_{2h} symmetry although the orientations of the CHMe₂ groups destroy the plane of symmetry, as can be seen in Figure 1. The bond distances and angles are listed in Table II.

The Mo₂O₈ central portion of the structure can be viewed as two MoO₃ trigonal bipyramids joined along a common axial-equatorial edge. This is clearly seen in Figure 2A. The three equatorial bonds make almost perfect (120°) trigonal angles, the actual values being 120.9 (1), 120.2 (2), and 118.9 (2)°, and the MoO₃ unit is planar within experimental error. The axial O-Mo-O unit is slightly bent, 173.1 (1)°, and is also slightly (ca. 5°) off of perpendicularity to the equatorial plane.

The bridging system is distinctly unsymmetrical, the two Mo-O distances differing by 0.15 Å. However, at least part of this may be due to the fact that one bridge bond is to an equatorial position and the other to an axial position of a trigonal bipyramid, but even the terminal bonds to these two types of position differ by about 0.10 Å.

The Metal-Metal Bond. The very short Mo-Mo distance of 2.523 (1) Å together with the acute angles, 76.5 (1)°, at the bridging oxygen atoms and the obtuse angles, 103.5 (1)°, at the Mo atoms argues irrefutably for a direct bond between the metal atoms. The structural evidence in favor of the Mo-Mo bond is cogently presented in Figure 2 where the Mo₂(OPr)₈ structure is contrasted directly with that of Mo₂(OPr)₃(NO)₂⁷ in which there is no Mo-Mo bond and hence a net repulsive interaction between the metal atoms.

It is well-known that the lengths of Mo-Mo single bonds vary greatly⁸ depending upon formal oxidation number and the character of the ligands present and also that when bridging groups are present it is not possible unequivocally to distinguish between coupling of electron spins (M-M bonding) and indirect coupling through the bridging ligands. Nevertheless, it seems reasonable to suggest that in this compound we are dealing with a double bond between the molybdenum atoms. Given that there is an Mo-Mo bond of some type (which the structural characteristics demand) and assuming, for simplicity, that only integral bond orders need be considered, the only possibilities are 1 and 2 since we are dealing with molybdenum atoms in the formal oxidation state 4+. If we assume a bond order of 1 we have to postulate coupling

Table I. Positional and Thermal Parameters and Their Estimated Standard Deviations^a

atom	x	y	z	B ₁₁	B ₂₂	B ₃₃	B ₁₂	B ₁₃	B ₂₃
Mo	0.01279 (5)	0.06291 (3)	0.06040 (5)	2.57 (2)	2.32 (2)	2.72 (2)	-0.07 (2)	0.58 (2)	-0.06 (2)
O(1)	0.0269 (4)	0.0441 (2)	-0.1343 (4)	2.9 (1)	2.8 (2)	2.9 (1)	-0.3 (1)	0.8 (1)	0.2 (1)
O(2)	0.1705 (4)	0.0614 (2)	0.2083 (4)	3.5 (2)	3.3 (2)	3.5 (2)	-0.5 (1)	-0.1 (2)	-0.4 (1)
O(3)	0.0501 (4)	0.1675 (2)	0.0146 (4)	4.6 (2)	2.5 (2)	3.9 (2)	-0.6 (2)	1.1 (1)	-0.2 (2)
O(4)	-0.1610 (4)	0.0821 (2)	0.1019 (5)	3.6 (2)	3.5 (2)	5.4 (2)	0.6 (2)	1.8 (1)	0.2 (2)
C(1)	0.1153 (7)	0.0677 (3)	-0.2279 (7)	4.5 (3)	3.7 (3)	3.8 (3)	-0.0 (2)	2.0 (2)	0.9 (2)
C(2)	0.0510 (8)	0.1349 (4)	-0.3089 (8)	6.5 (4)	4.7 (3)	4.8 (3)	0.5 (3)	1.6 (3)	2.0 (3)
C(3)	0.2653 (7)	0.0834 (4)	-0.1423 (8)	3.4 (3)	5.9 (4)	6.3 (3)	-0.9 (3)	1.8 (2)	0.2 (3)
C(4)	0.2491 (7)	0.0041 (4)	0.2916 (6)	3.6 (3)	4.3 (3)	3.6 (3)	-0.1 (3)	-0.6 (2)	0.5 (3)
C(5)	0.2331 (9)	0.0134 (5)	0.4438 (7)	6.9 (4)	8.5 (5)	3.9 (3)	0.2 (4)	0.6 (3)	1.0 (4)
C(6)	0.4001 (8)	0.0152 (5)	0.2799 (9)	3.6 (3)	5.8 (4)	7.5 (4)	0.1 (3)	0.3 (3)	0.5 (4)
C(7)	0.0972 (8)	0.2232 (4)	0.1190 (8)	6.9 (4)	2.7 (3)	5.8 (4)	-1.3 (3)	1.1 (3)	-0.8 (3)
C(8)	0.0268 (10)	0.2970 (5)	0.0607 (10)	10.3 (6)	3.1 (4)	9.5 (6)	0.1 (4)	2.0 (5)	-0.6 (3)
C(9)	0.2545 (9)	0.2317 (5)	0.1447 (11)	6.1 (4)	6.0 (4)	9.3 (5)	-3.0 (3)	-0.2 (4)	-0.8 (4)
C(10)	-0.2292 (7)	0.1526 (4)	0.1115 (8)	4.6 (3)	3.7 (3)	6.0 (3)	1.9 (2)	1.7 (2)	-0.0 (3)
C(11)	-0.3765 (10)	0.1467 (6)	0.0167 (13)	7.2 (5)	7.9 (5)	11.8 (7)	3.7 (4)	-2.3 (5)	-1.3 (5)
C(12)	-0.2447 (12)	0.1630 (6)	0.2615 (10)	17.1 (7)	9.8 (5)	7.4 (5)	8.0 (4)	5.0 (4)	0.7 (4)

^a The form of the anisotropic thermal parameter is $\exp[-1/4(B_{11}h^2a^{*2} + B_{22}k^2b^{*2} + B_{33}l^2c^{*2} + 2B_{12}hka^*b^* + 2B_{13}hla^*c^* + 2B_{23}klb^*c^*)]$.

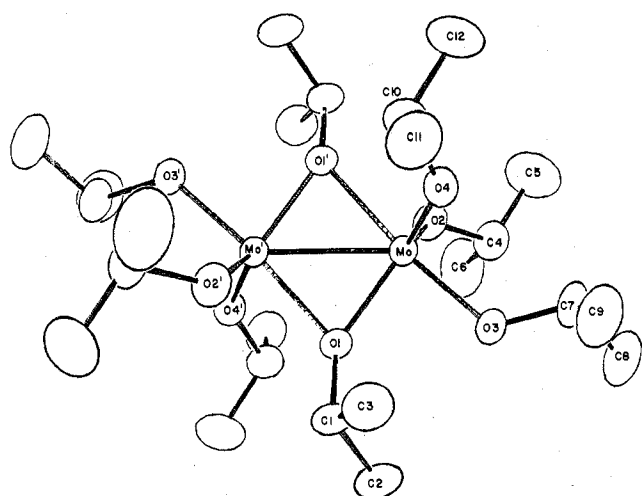


Figure 1. View of the $\text{Mo}_2(\text{OCHMe}_2)_8$ molecule using 40% probability ellipsoids to represent the atoms and showing the atom-labeling scheme. The molecule has rigorous C_i symmetry.

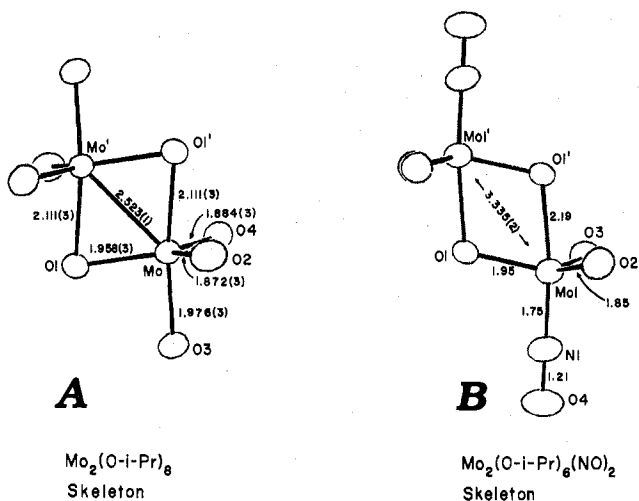


Figure 2. Comparison of the coordination geometries in $\text{Mo}_2(\text{O}-i\text{-Pr})_6$ and $\text{Mo}_2(\text{O}-i\text{-Pr})_6(\text{NO})_2$ showing some pertinent bond distances. Distances shown for B are averaged over two independent molecules. In both A and B the molecules possess rigorous C_i and virtual C_{2h} symmetry.

of the remaining electron spins through the bridge system, whereas a bond order of 2 directly accounts for the lack of unpaired electrons.

Table II. Bond Distances (Å) and Angles (deg)^a

Distances			
Mo-Mo	2.523 (1)	O(4)-C(10)	1.443 (6)
Mo-O(1)	1.958 (3)	C(1)-C(2)	1.498 (8)
Mo-O(1')	2.111 (3)	C(1)-C(3)	1.558 (8)
Mo-O(2)	1.872 (3)	C(4)-C(5)	1.533 (8)
Mo-O(3)	1.976 (3)	C(4)-C(6)	1.538 (8)
Mo-O(4)	1.884 (3)	C(7)-C(8)	1.538 (9)
O(1)-C(1)	1.460 (6)	C(7)-C(9)	1.529 (9)
O(2)-C(4)	1.424 (6)	C(10)-C(11)	1.545 (9)
O(3)-C(7)	1.424 (6)	C(10)-C(12)	1.512 (10)
Angles			
Mo'-Mo-O(1)	54.45 (9)	Mo-O(1)-C(1)	137.4 (3)
Mo'-Mo-O(1')	49.00 (9)	Mo'-O(1)-C(1)	131.1 (3)
Mo'-Mo-O(2)	108.9 (1)	Mo-O(2)-C(4)	134.7 (3)
Mo'-Mo-O(3)	137.9 (1)	Mo-O(3)-C(7)	123.3 (3)
Mo'-Mo-O(4)	105.1 (1)	Mo-O(4)-C(10)	129.5 (3)
O(1)-Mo-O(1')	103.5 (1)	O(1)-C(1)-C(2)	108.4 (5)
O(1)-Mo-O(2)	120.9 (1)	O(1)-C(1)-C(3)	110.6 (5)
O(1)-Mo-O(3)	83.5 (1)	C(2)-C(1)-C(3)	112.4 (5)
O(1)-Mo-O(4)	120.2 (2)	O(2)-C(4)-C(5)	108.1 (5)
O(1')-Mo-O(4)	84.9 (1)	O(2)-C(4)-C(6)	106.3 (4)
O(1')-Mo-O(3)	173.1 (1)	C(5)-C(4)-C(6)	111.7 (5)
O(1)-Mo-O(4)	81.0 (1)	O(3)-C(7)-C(8)	106.7 (5)
O(2)-Mo-O(3)	91.2 (1)	O(3)-C(7)-C(9)	110.2 (5)
O(2)-Mo-O(4)	118.9 (2)	C(8)-C(7)-C(9)	109.7 (6)
O(3)-Mo-O(4)	95.8 (2)	O(4)-C(10)-C(11)	107.2 (5)
Mo-O(1)-Mo'	76.5 (1)	O(4)-C(10)-C(12)	108.6 (5)
		C(11)-C(10)-C(12)	107.4 (7)

^a Figures in parentheses are estimated standard deviations in the least significant digits.

The Mo-Mo distance cannot be used as evidence in determining the bond order unless careful attention is given to the details of the system of bridging ligands in this and any compound with which it is compared. Even then, such an argument is far from conclusive with the evidence currently available. It is true that most Mo-Mo single bonds previously reported⁸ are longer (>2.6 Å) than the Mo-Mo distance in the present case. It is also true that at least one compound, namely, $\text{Mo}_2(\text{O}-t\text{-Bu})_6(\text{CO})$, $r(\text{Mo}-\text{Mo}) = 2.498 (1) \text{ \AA}$ ⁹ (and perhaps a second compound, MoO_2 with $r(\text{Mo}-\text{Mo}) = 2.511 \text{ \AA}$ ¹⁰) that probably has a double bond, has a Mo-Mo bond length similar to that in the present compound. These facts are consistent with the assignment of a bond order of 2 in the present case but do not require it. One weakness in the argument is that the presence of Mo=Mo bonds in $\text{Mo}_2(\text{O}-t\text{-Bu})_6(\text{CO})$ and particularly in MoO_2 is not absolutely certain.

It is even more important, however, that there are several cases in which compounds that cannot have Mo-Mo bond orders greater than 1 have Mo-Mo distances comparable to

the present one. Thus, we have the Mo_3O_{13} unit in $\text{Zn}_2\text{Mo}_3\text{O}_8$, for which the Mo-Mo distance is 2.524 \AA^{11} and the structurally similar $[\text{Mo}_3\text{O}_4(\text{C}_2\text{O}_4)_3(\text{H}_2\text{O})_3]^{2-}$ ion¹² where the distance is 2.486 \AA . In these Mo^{IV} compounds there are equilateral triangles of molybdenum atoms, and it is reasonable to believe that each molybdenum atom forms single bonds to its neighbors, but in any case there are not enough electrons available to form bonds of any greater order than 1. It can certainly be argued that the different arrangement of bridging oxygen atoms in the trinuclear species, particularly the presence of one oxygen atom that is symmetrically bound to all three metal atoms, causes a close approach of the metal atoms to one another. However, a consideration of these compounds drives home the point that no conclusion can be drawn about the bond order simply from the distance.

We are, however, inclined to believe that there is actually a direct double bond. The concept of only one Mo-Mo single bond with the remaining two electrons coupled through the bridging system is disfavored by the fact that the configurations at the bridging oxygen atoms are distinctly pyramidal, whereas good spin coupling would presumably be possible only with a planar configuration. The nature of such a double bond is dependent upon the structural properties of this molecule. It is instructive to analyze this aspect of the problem by contrasting the $\text{Mo}_2(\text{O}-i\text{-Pr})_8$ molecule with the $\text{Mo}_2(\text{O}-i\text{-Pr})_6(\text{NO})_2$ molecule, since there is a trigonal-bipyramidal arrangement of ligands about the metal atoms in both compounds.

A trigonal-bipyramidal field splits the metal d orbitals into three sets ($d_{x^2-y^2}, d_{xy}$), (d_{xz}, d_{yz}), and $a'(d_z)$ with the d_{xz}, d_{yz} degenerate pair lying lowest in energy. In the nitrosyl, each Mo atom may be assumed, formally, to have four 4d electrons after the formation of σ bonds to each of the five ligands, provided we also use the conventional though purely formal description of the linear Mo-N-O moiety as $\text{Mo}^-(\text{NO}^+)$. These four electrons should then fill up the $e''(d_{xz}, d_{yz})$ orbitals, where they can participate very effectively in back-bonding to the NO, thus explaining the very low (1632 cm^{-1}) value of ν_{NO} and the absence of an Mo-Mo bond. In $\text{Mo}_2(\text{O}-i\text{-Pr})_8$, where the formal oxidation number of Mo is +2, each Mo

atom has two 4d electrons. It is possible to envision the formation of a double bond as the result of $d_{xz}-d_{xz}$ and $d_{yz}-d_{yz}$ overlaps. This could be construed as a combination of one π bond and one δ bond, but whether the lower symmetry that actually exists will materially alter such a formal description is problematic. In any event, in both compounds the molybdenum atoms have 14-electron valence shell configurations. If the double bond in $\text{Mo}_2(\text{O}-i\text{-Pr})_8$ does consist of this rather unusual combination of a π and a δ combination instead of the conventional $\sigma + \pi$ pair, this might explain why it is relatively long since, in general, δ components of multiple bonds are always much less effective than σ ones.

Acknowledgment. We thank the donors of the Petroleum Research Fund, administered by the American Chemical Society, the Office of Naval Research, and the National Science Foundation (Grant MPS-73-05016, Princeton University; Grant No. CHE75-05509, Texas A&M University) for support of this work.

Registry No. $\text{Mo}_2(\text{OCHMe}_2)_8$, 66526-46-3.

Supplementary Material Available: A listing of observed and calculated structure factors (8 pages). Ordering information is given on any current masthead page.

References and Notes

- (1) (a) Princeton University. (b) Texas A & M University.
- (2) D. C. Bradley and K. J. Fisher, *MTP Int. Rev. Sci.: Inorg. Chem., Ser. One*, **1972**, 65-91 (1972).
- (3) D. C. Bradley, *Adv. Inorg. Chem. Radiochem.*, **15**, 259 (1972).
- (4) M. H. Chisholm, F. A. Cotton, and M. W. Extine, *Inorg. Chem.*, **17**, 1329 (1978).
- (5) M. H. Chisholm, W. W. Reichert and P. Thornton, *J. Am. Chem. Soc.*, **100**, 2744 (1978).
- (6) Procedures for the collection of data and for solving and refining the structure were standard ones and have been described often in our previous papers: e.g., M. H. Chisholm, F. A. Cotton, C. A. Murillo, and W. W. Reichert, *Inorg. Chem.*, **16**, 1801 (1977).
- (7) M. H. Chisholm, F. A. Cotton, M. W. Extine, and R. L. Kelly, *J. Am. Chem. Soc.*, **100**, 3354 (1978).
- (8) F. A. Cotton, *J. Less-Common Met.*, **54**, 3 (1977).
- (9) M. H. Chisholm, R. L. Kelly, F. A. Cotton, and M. W. Extine, *J. Am. Chem. Soc.*, **100**, 2256 (1978).
- (10) B. G. Brandt and A. G. Shapski, *Acta Chem. Scand.*, **21**, 661 (1967).
- (11) G. B. Ansell and L. Katz, *Acta Crystallogr.*, **21**, 482 (1966).
- (12) A. Bino, F. A. Cotton, and Z. Dori, *J. Am. Chem. Soc.*, **100**, 5252 (1978).

Contribution from the Department of Chemistry, Texas A&M University, College Station, Texas 77843

Preparation and Characterization of Di- μ -sulfido Binuclear Compounds of W(IV) and W(V). Unambiguous Examples of Formal Single and Double Bonds between Tungsten Atoms

AVI BINO, F. ALBERT COTTON,* ZVI DORI,*¹ and JANINE C. SEKUTOWSKI

Received May 19, 1978

The preparation and structural characterization of two compounds containing tungsten-tungsten bonds of orders 1 and 2 in very similar environments are reported. In **1**, $\text{W}_2(\mu\text{-S})_2(\text{Et}_2\text{NCS}_2)_2(\mu\text{-Et}_2\text{NCS}_2)$, the W-W distance, $2.530 (2) \text{ \AA}$, corresponds to a double bond, while in **2**, $\text{W}_2(\mu\text{-S}_2)(\text{Et}_2\text{NCS}_2)_2(\text{CH}_3\text{O})_4$, the W-W distance of $2.791 (1) \text{ \AA}$ is consistent with a single bond. While the assignment of M-M bond order in any one molecule with bridging ligands is frequently ambiguous, the totality of the data for this pair of structurally analogous molecules makes these two bond order assignments very secure. Both compounds are easy to prepare and can be handled in the air. Crystallographic data are as follows. **1**: space group $C2/c$, $a = 21.37 (2) \text{ \AA}$, $b = 9.211 (5) \text{ \AA}$, $c = 18.367 (8) \text{ \AA}$, $\beta = 108.31 (4)^\circ$, $Z = 4$. The structure was refined to final residuals of $R_1 = 0.047$ and $R_2 = 0.057$. For **2**: space group $P2_1/c$, $a = 9.028 (4) \text{ \AA}$, $b = 12.776 (8) \text{ \AA}$, $c = 12.126 (4) \text{ \AA}$, $\beta = 112.29 (3)^\circ$, $Z = 2$; final residuals were 0.041 and 0.053.

Introduction

Although compounds with single,² triple,^{3,4} and quadruple bonds are well-known for both molybdenum^{4,5} and tungsten,⁵⁻⁷ there has been a dearth of compounds with double bonds between pairs of these atoms. There are, in fact, relatively few compounds containing M=M bonds of any kind^{4a} and,

consequently, there is little systematic chemistry of M=M bonds with the conspicuous exception of the chemistry of the trinuclear trirhenium compounds⁸ such as Re_3Cl_9 , $\text{Re}_3\text{Cl}_{12}^{3-}$, etc.

Very recently this situation has begun to change. To the only two previously known cases in which Mo=Mo bonds have